



CARLIFT II

HIGHEST STABILITY
GUARANTEED

made by MAHA

 made
in
Germany






Ideal for high-precision wheel alignment

- Electro-hydraulic drive
- One runway movable sideways (not with wheel-free jack and with wheel alignment equipping)
- Easy approach due to generous runway width of 630 mm, for vehicles with different track widths and twin tyres
- Low drive-on height

	4.0	4.0 W	5.0
Sheet thickness runway profile	4 mm	6 mm	6 mm
Height transverse beam	120 mm	150 mm	150 mm
Runway finely adjustable to transverse beam	no	yes	yes
Wheel alignment	suitable	high precision	suitable
Wheel-free jack (optional)	yes	yes	yes
Wheel alignment accessories ex factory (optional)	yes	yes	yes
Precision slide plate (optional)	no	yes	no
One runway adjustable (without wheel-free jack, without wheel alignment equipping)	yes	no	yes



Additional reinforcement plates within the runways welded for high torsional and bending stiffness.



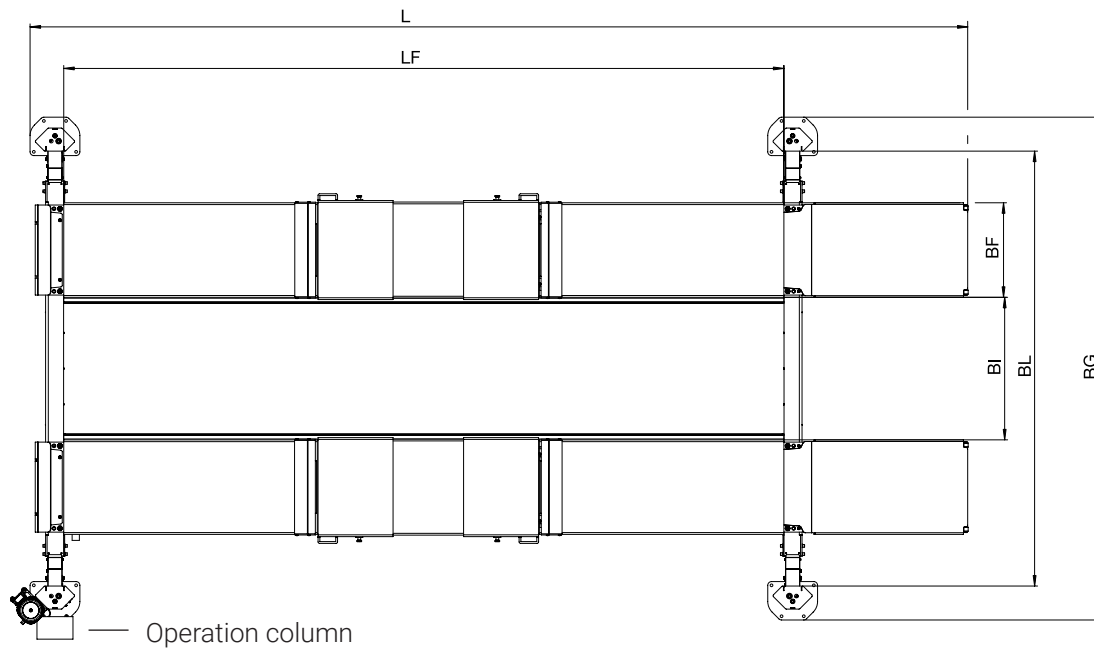
Transverse beams adjustable to baseplate in fully lowered position.




Runways finely adjustable to transverse beam (not at CARLIFT II 4.0).

TECHNICAL DATA


	4.0 without wheel-free jack	4.0 with wheel-free jack	4.0 W	5.0
Load capacity	4000 kg	4000 kg	4000 kg	5000 kg
Lifting height max.	1945 mm	1975 mm	1975 mm	1975 mm
Raising / Lowering time ca.	30 / 30 s	30 / 30 s	30 / 30 s	30 / 30 s
Bottom clearance	145 mm	175 mm	175 mm	175 mm
Drive-on height with wheel alignment equipment	195 mm	225 mm	225 mm	225 mm
Runway width BF	630 mm	630 mm	630 mm	630 mm
Runway length LF standard / optional	4400 / 4800 mm	4400 / 4800 m	4400 / 4800 mm	5350 mm
Overall length L (standard runway length and standard ramps)	5665 mm	5865 mm	5865 mm	6600 mm
Inside columns BL	2865 mm	2895 mm	2900 mm	2900 mm
Inside runways BI	800 - 950 mm	950 mm	950 mm	800 - 950 mm
Overall width BG	3320 mm	3350 mm	3350 mm	3350 mm
Motor power	2,2 kW	2,2 kW	2,2 kW	5,5 kW
Power supply	3 x 400 V / 50 Hz	3 x 400 V / 50 Hz	3 x 400 V / 50 Hz	3 x 400 V / 50 Hz
Fuse	16 A time-delay	16 A time-delay	16 A time-delay	16 A time-delay
Net weight	1200 kg	1700 kg	1300 kg	1650 kg
Reservoir capacity	10 l	10 l	10 l	10 l




ACCESSORIES




4 flaps for flush-floor installation



Lighting with 2 or 4 lamps




Compensation and support plates for turning plates, length 450 / 500 mm



Axle lift AL II 2.2 / 2.6, manual-hydraulic, with ergonomic control elements (levers and turning knobs), height-adjustable center support (optional)




Axle lift AL II 2.2 / 2.6 PH, hydro-pneumatic, with ergonomic control elements (turning knobs), height-adjustable center support (optional)





Wheel-free jack, load capacity 3.5 t extensions movable also in fully lowered position, length-adjustably 1.4 - 2.0 m



Slide plates with 60 mm transverse adjustment range and 5 ° turning range (optional)



Precision slide plate (optional, available only for version "W"): Very small breakaway torque of 5 Nm and very small slide force of 15 N required at 500 kg wheel load, large amount of steel balls, hardened running surface, collector channels for dirty water (Right-hand picture: upper plate removed)



Axle play detector PMS 3/P (pneumatic)

BR363501-en 06 - Subject to change without notice! The illustrations also show options which are not standard equipment.

MAHA Maschinenbau Haldenwang GmbH & Co. KG
 Hoyen 20
 87490 Haldenwang
 Germany

maha.de